

Footfall Report for: Manchester BID

Weekly Footfall Counts

	Year to date %		Year on year %		Week on week %	
	2026	2025	2026	2025	2026	2025
Manchester BID	-4.4%	4.8%	11.8%	-1.7%	8.0%	-10.6%
North & Yorkshire	-3.0%	1.3%	7.3%	-2.5%	5.8%	-6.9%
High Street Index (Regional City)	0.5%	2.6%	7.0%	-1.6%	3.0%	-7.6%
High Street Index - BDSU (BDSU - Comparison)	0.4%	2.5%	8.6%	-2.5%	3.8%	-8.1%
UK	-2.1%	1.2%	6.0%	-2.5%	4.5%	-7.0%

Benchmark calculations (Year on Year and Week on Week) have been calculated using like for like data sets (only those counters available in both comparison periods) to ensure statistical accuracy

Headlines

The total number of visitors to Manchester BID for the last 52 weeks is 40,078,953 which is 0.4% down on the previous year.

The total number of visitors for the year to date is 10,701,469 which is 4.4% down on the previous year.

The total number of visitors to Manchester BID in week commencing 19 April 2026 was 771,138.

The busiest day in week commencing 19 April 2026 was Saturday with 162,065 visitors.

The peak hour of the week was 16:00 on Saturday 25 April 2026 with footfall of 17,845.

Footfall Counts by week

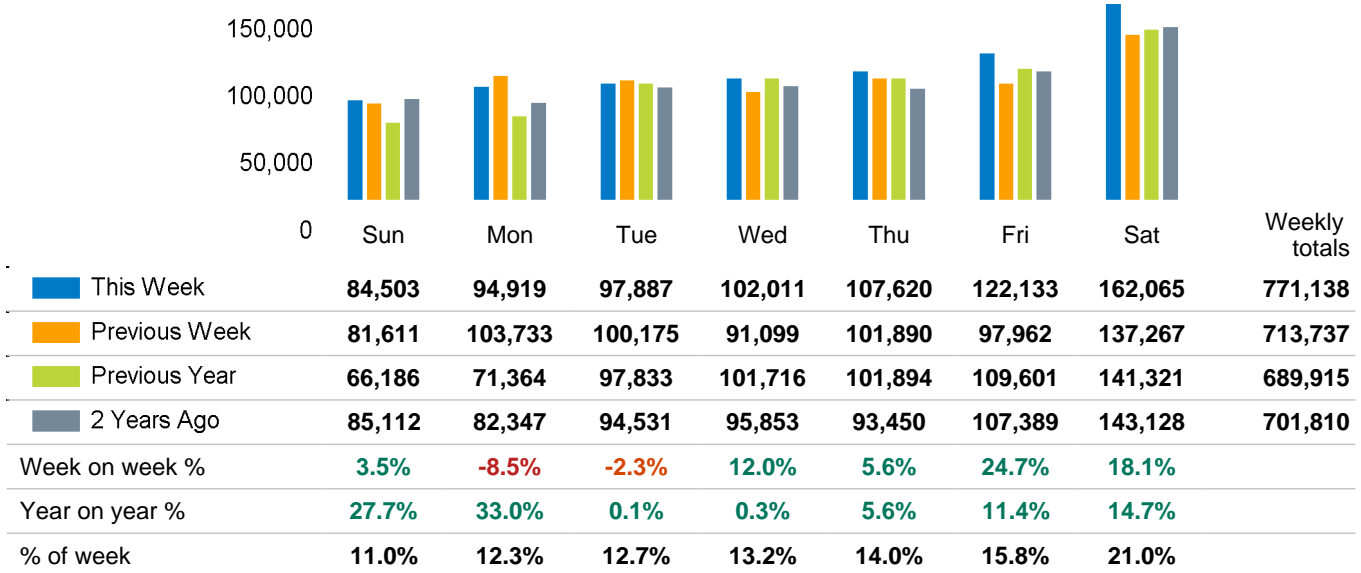


■ This Week ■ Previous Year
■ Previous Week ■ 2 Years Ago

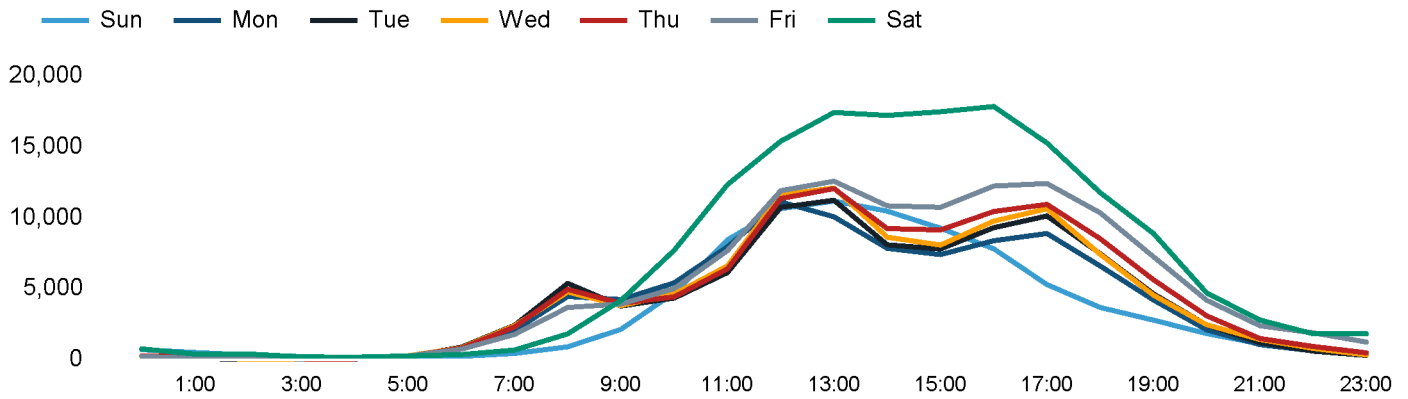
Weather

	Sun	Mon	Tue	Wed	Thu	Fri	Sat
This week	14°	16°	16°	16°	20°	24°	24°
Previous week	13°	15°	15°	17°	17°	17°	15°
Previous year	18°	18°	16°	18°	18°	17°	17°

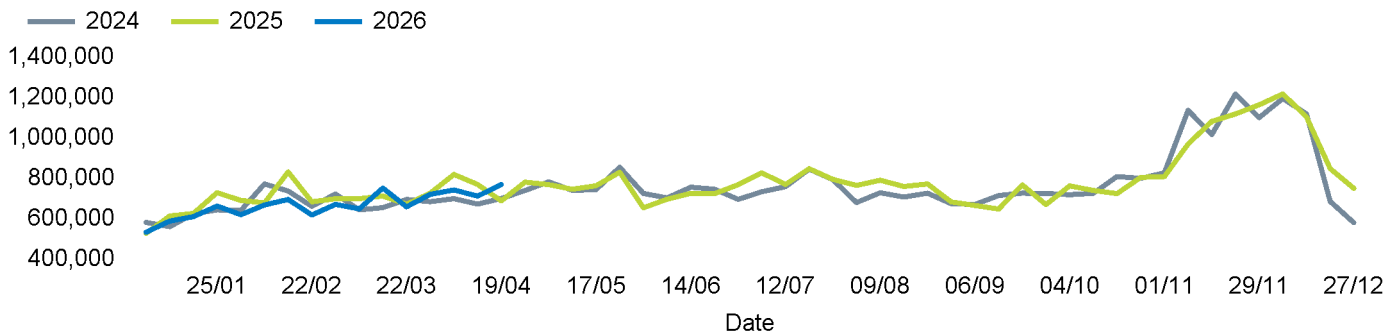
Footfall Counts by day



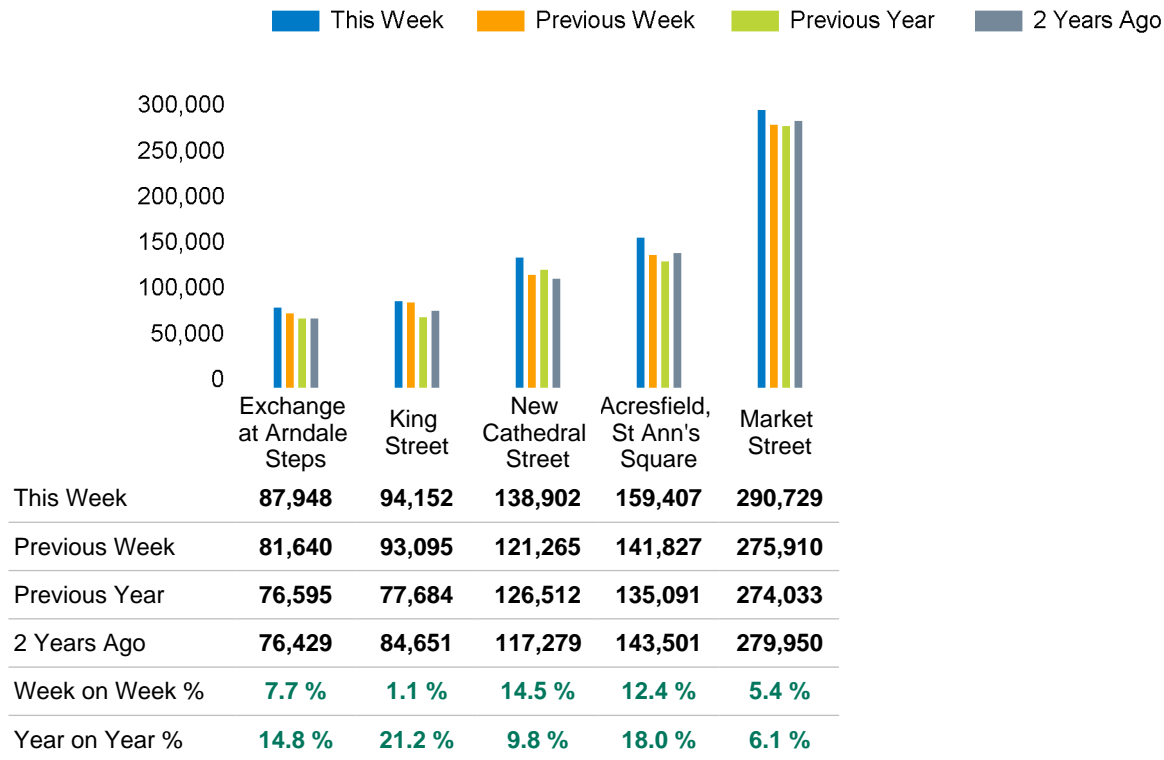
Footfall Counts by hour



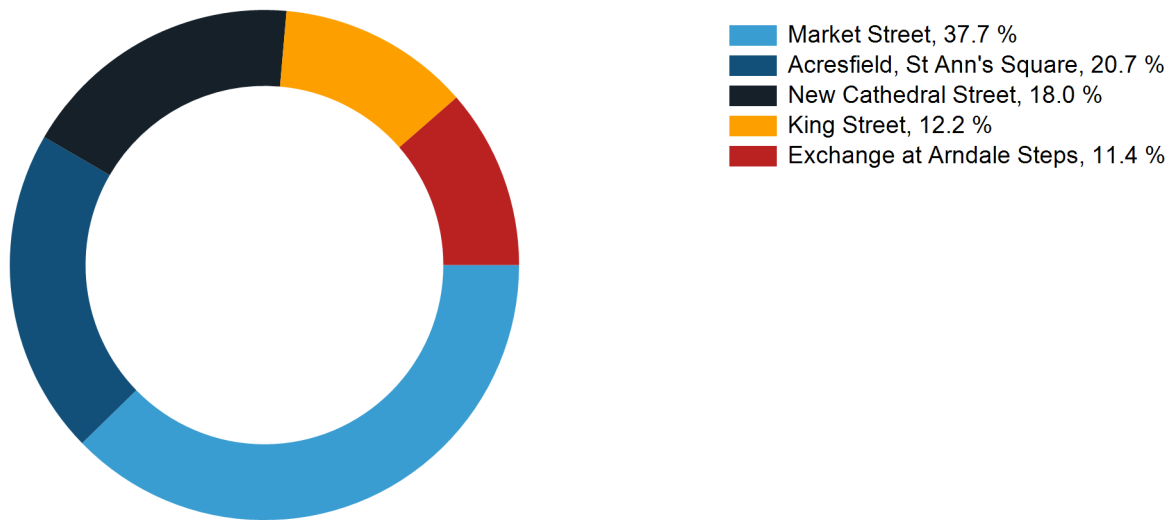
Footfall Counts by week



Footfall Counts by location



Footfall Counts by location



Reporting dates

This week - 19 April 2026 - 25 April 2026

Year to Date % change is the annual % change in footfall from week 1 of the current reporting year compared to the same period last year.
04 January 2026 - 25 April 2026 vs 05 January 2025 - 26 April 2025

Year on year % change is the % change for this week compared to the same week in the previous year.
19 April 2026 - 25 April 2026 vs 20 April 2025 - 26 April 2025

Week on week % change is the % change for this week compared to the previous week.
19 April 2026 - 25 April 2026 vs 12 April 2026 - 18 April 2026

