

# Footfall Report for: Manchester BID

## Weekly Footfall Counts

	Year to date %		Year on year %		Week on week %	
	2026	2025	2026	2025	2026	2025
Manchester BID	-4.1%	4.9%	0.6%	5.6%	2.2%	13.5%
North & Yorkshire	-3.1%	1.8%	-3.9%	8.5%	2.9%	14.9%
High Street Index (Regional City)	0.5%	2.8%	0.4%	5.9%	4.2%	10.9%
High Street Index - BDSU (BDSU - Comparison)	0.4%	2.6%	0.1%	5.7%	3.6%	12.0%
UK	-2.1%	1.4%	-2.3%	6.1%	3.3%	12.6%

Benchmark calculations (Year on Year and Week on Week) have been calculated using like for like data sets (only those counters available in both comparison periods) to ensure statistical accuracy

## Headlines

The total number of visitors to Manchester BID for the last 52 weeks is 40,083,765 which is 0.5% down on the previous year.

The total number of visitors for the year to date is 11,489,291 which is 4.1% down on the previous year.

The total number of visitors to Manchester BID in week commencing 26 April 2026 was 787,822.

The busiest day in week commencing 26 April 2026 was Saturday with 151,583 visitors.

The peak hour of the week was 14:00 on Saturday 2 May 2026 with footfall of 17,933.

## Footfall Counts by week

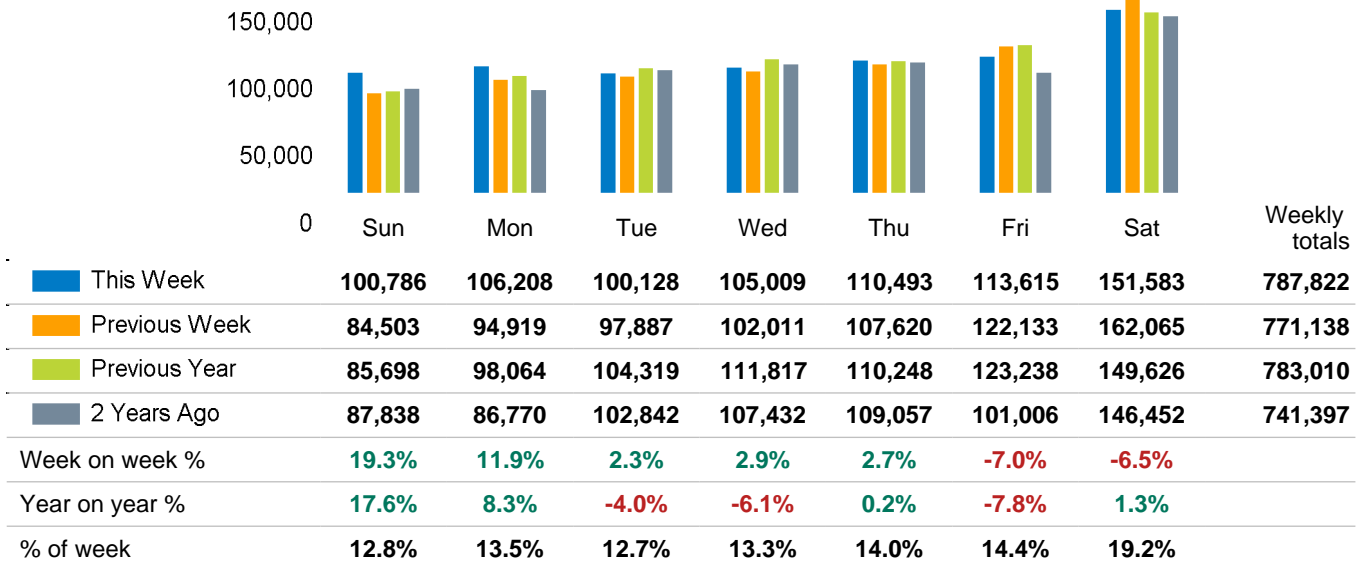


■ This Week      ■ Previous Year  
■ Previous Week    ■ 2 Years Ago

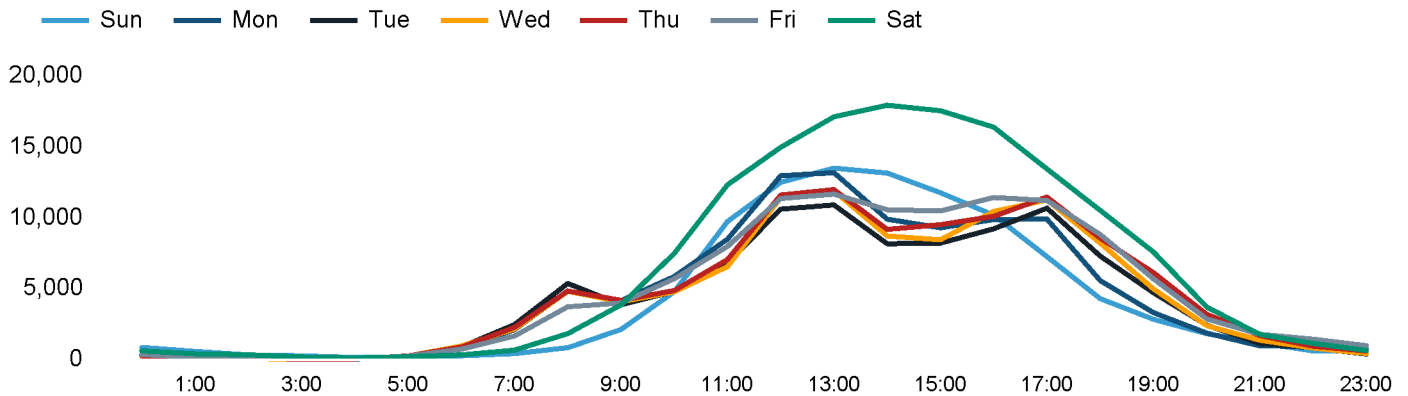
## Weather

	Sun	Mon	Tue	Wed	Thu	Fri	Sat
This week	24°	21°	20°	19°	23°	24°	24°
Previous week	14°	16°	16°	16°	20°	24°	24°
Previous year	21°	23°	25°	28°	28°	27°	20°

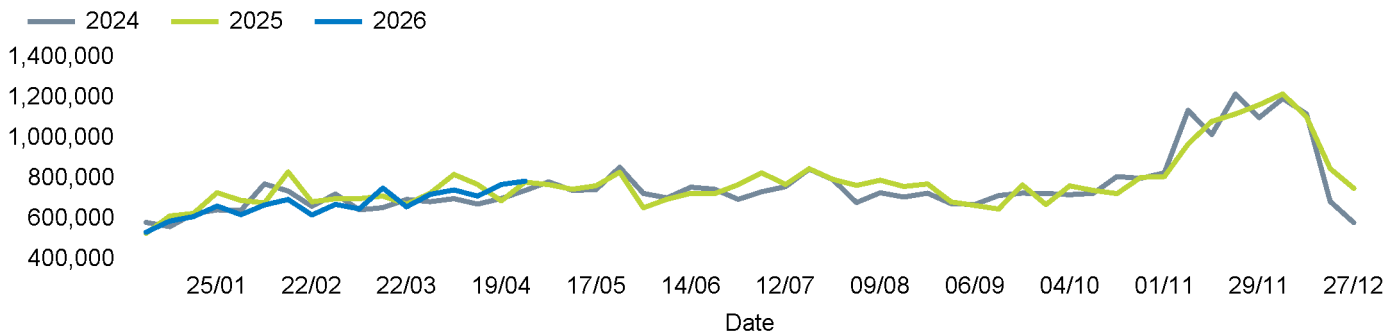
## Footfall Counts by day



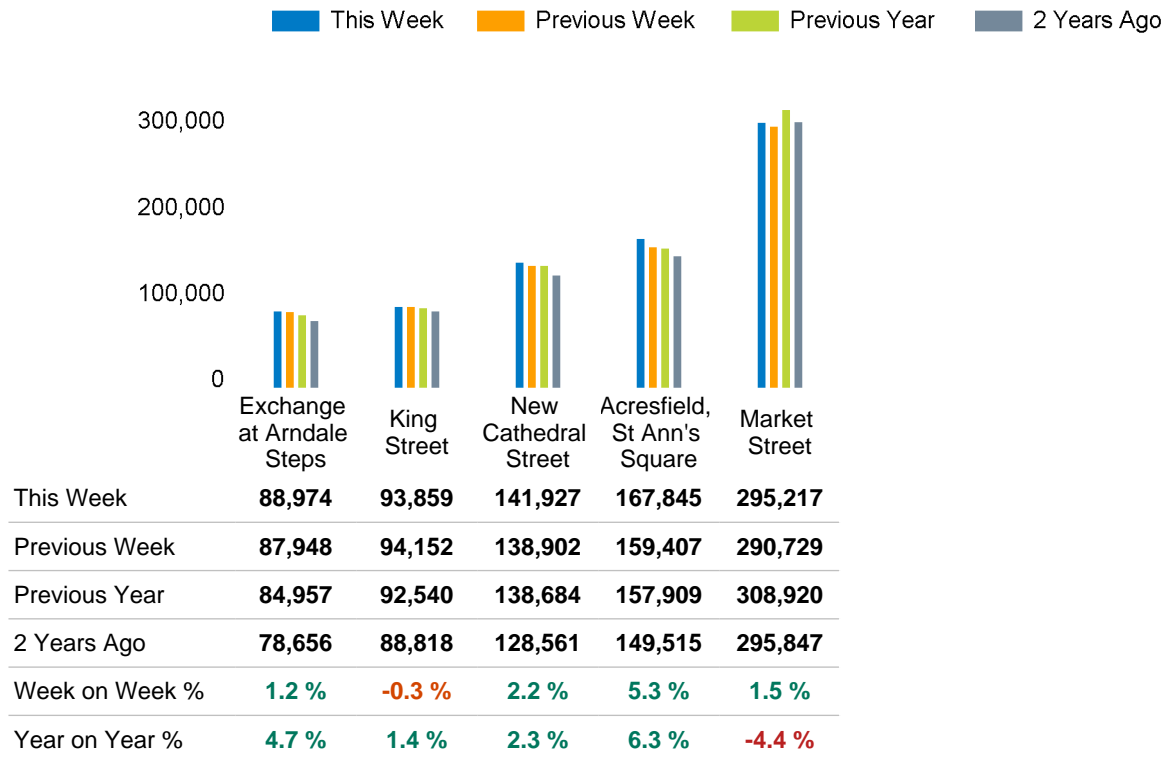
## Footfall Counts by hour



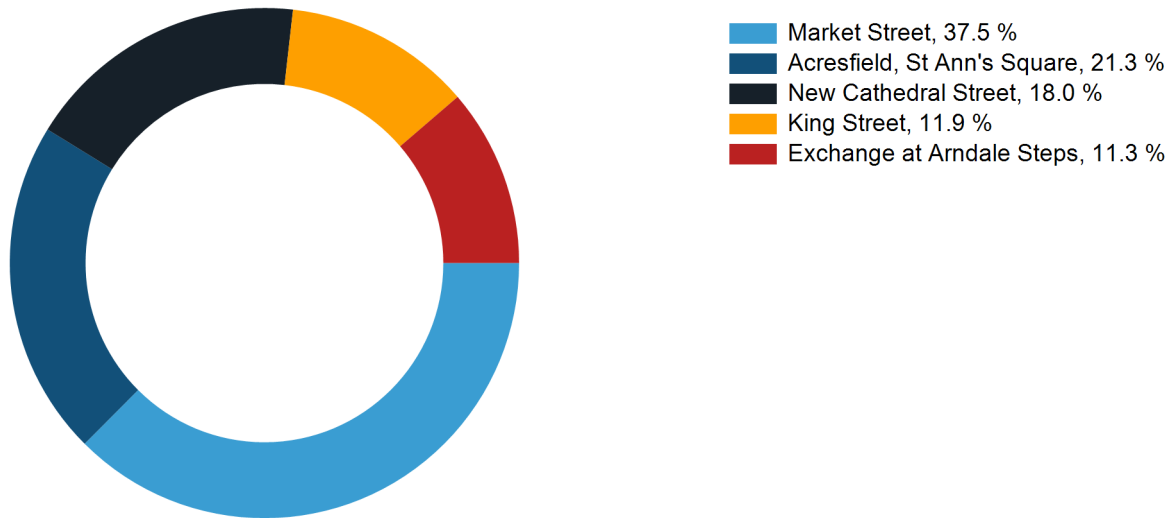
## Footfall Counts by week



## Footfall Counts by location



## Footfall Counts by location



## Reporting dates

---

This week - 26 April 2026 - 02 May 2026

Year to Date % change is the annual % change in footfall from week 1 of the current reporting year compared to the same period last year.  
04 January 2026 - 02 May 2026 vs 05 January 2025 - 03 May 2025

Year on year % change is the % change for this week compared to the same week in the previous year.  
26 April 2026 - 02 May 2026 vs 27 April 2025 - 03 May 2025

Week on week % change is the % change for this week compared to the previous week.  
26 April 2026 - 02 May 2026 vs 19 April 2026 - 25 April 2026

