



Heart of Manchester BID

Week 9, 2019


24/02/2019 to 02/03/2019



REGION - North & Yorkshire

Sunday to Saturday

Messages from Centre



Weekly Footfall

	Year To Date % Change	Year on Year % Change	Week on Week % Change
Heart of Manchester BID	0.2%	25.1%	-7.2%
North & Yorkshire	1.3%	20.8%	-4.8%
UK	1.1%	21.4%	-3.6%

Springboard Insights


The leap in footfall for last week of +17.6%, although welcome, is a direct result of the comparison against both the Beast from the East and Storm Emma as they swept across the country last year – in context, the annual change for the week last year was -16.6% across all location types. Overall, the weekly result fell -2.6% against the previous week, the first drop since week 3 of the year, as the spreading out of the school half term week across February which had seen steady increases, drew to an end.

Weekly Sales


	Year on Year % Change	Week on Week % Change
Heart of Manchester BID Weekly Sales Index	8.1%	0.9%
BDO Sales	26.2%	

Weather

This Year



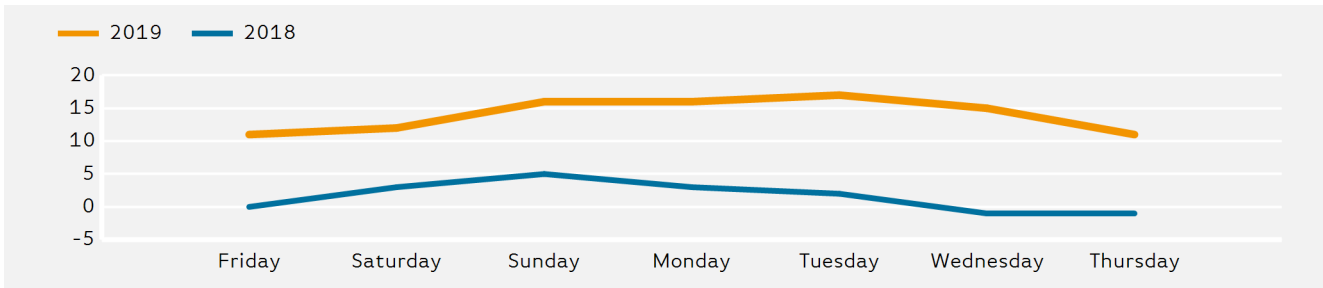
Last Year



Weather Avg Temps

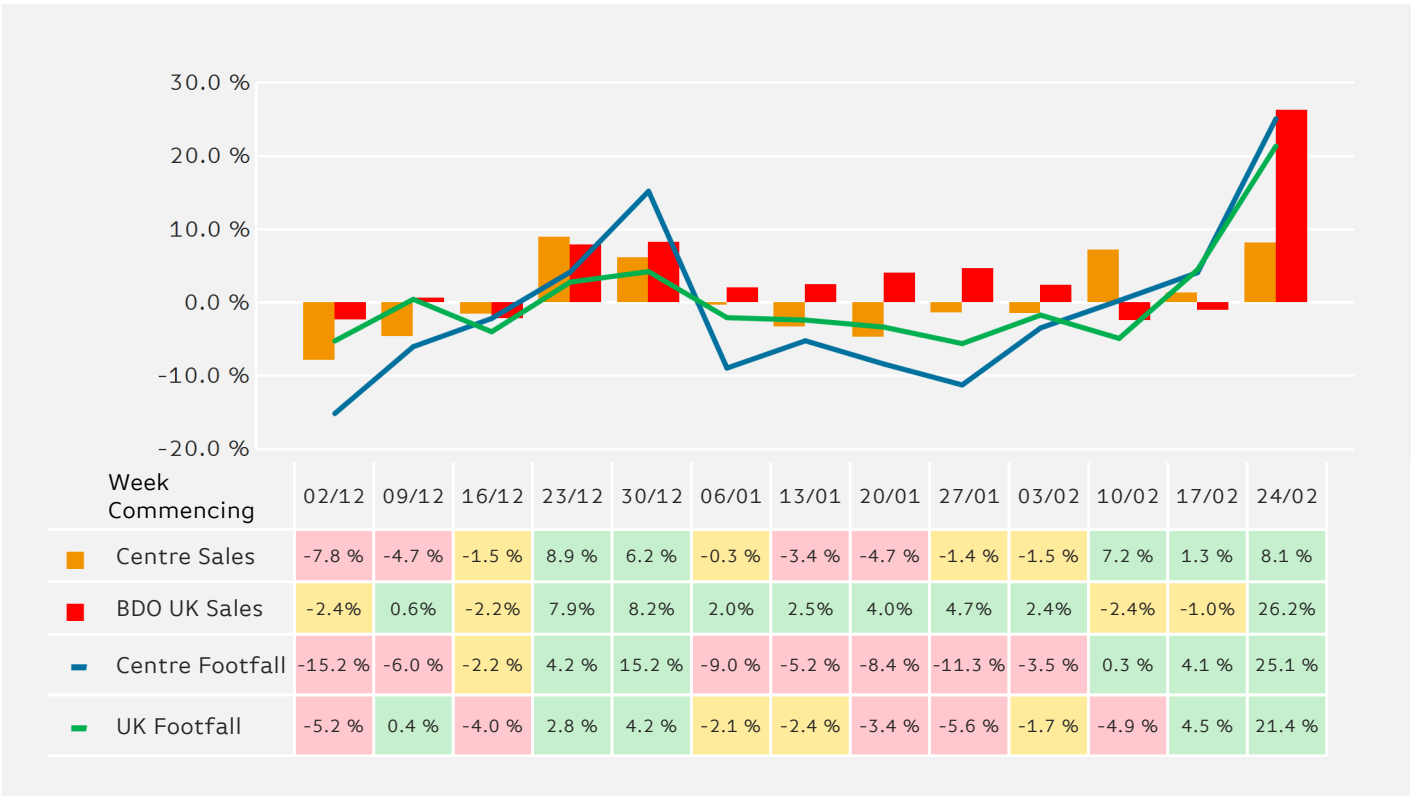
	Average High Temperature	Average Low Temperature
2019	14.6	5.3
2018	2.0	-3.1

Maximum Temperatures

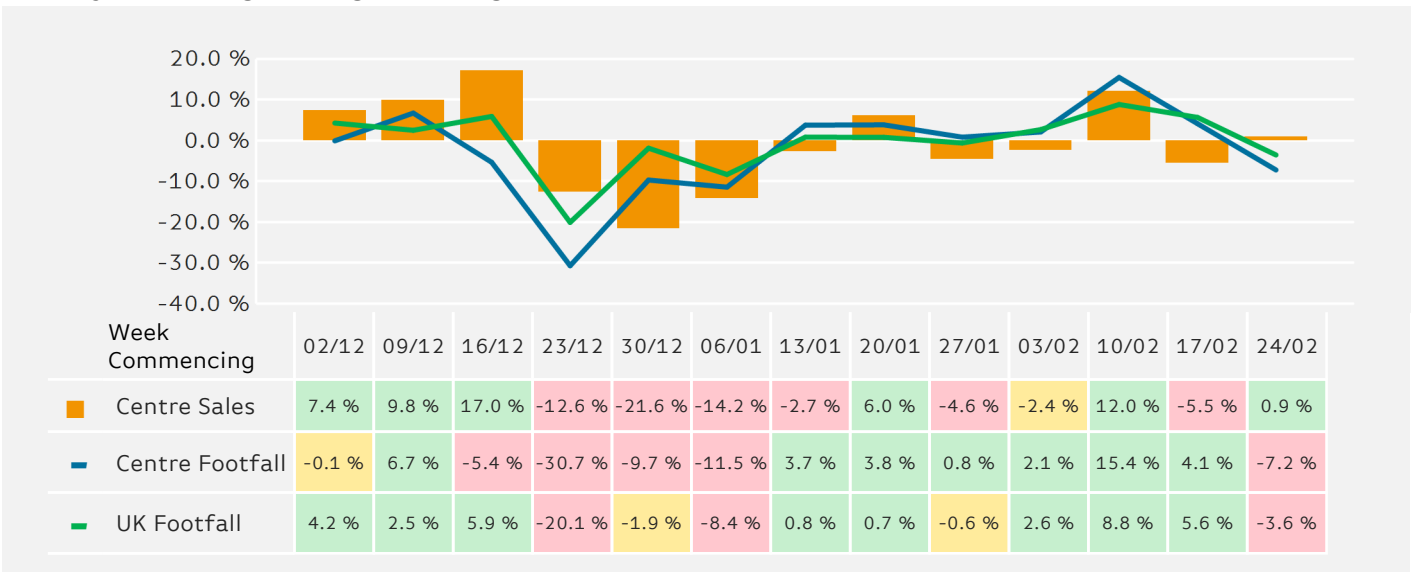


Sales & Footfall Data

Annual Percentage Changes (rolling 13 weeks)



Weekly Percentage Changes (rolling 13 weeks)



Footfall by Location

■ This Week
 ■ Previous Week
 ■ Previous Year
 ■ 2 Years Ago



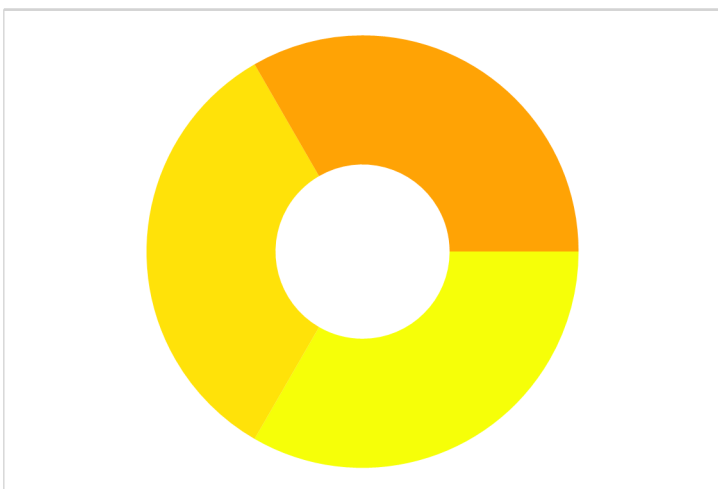
	Market Street	New Cathedral Street	King Street	Exchange at Arndale Steps
This Week	304,972	152,590	116,930	109,685
Previous Week	325,269	166,737	118,731	126,914
Previous Year	278,628	100,944	85,029	82,386
2 Years Ago	313,898	126,089	82,517	104,668
Week on Week % Change	-6.2 %	-8.5 %	-1.5 %	-13.6 %
Year on Year % Change	9.5 %	51.2 %	37.5 %	33.1 %

Counting By Location Main Locations Only



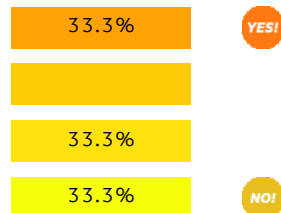
- Market Street, 44.6 %
- New Cathedral Street, 22.3 %
- King Street, 17.1 %
- Exchange at Arndale Steps, 16.0 %

Retailer Feedback Statement



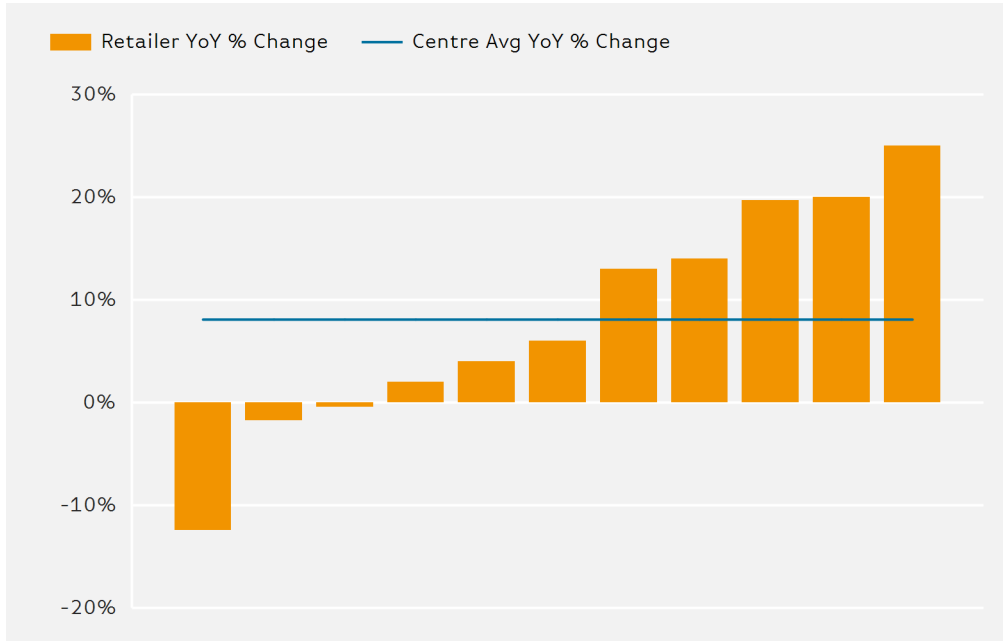
We asked you to rate this statement

The uncertainty over Brexit has had little or no effect on my sales



Next weeks statement is:
Our stock package is flexible to respond to seasonal changes

Sales Spread



Notes:

*The Regional Benchmark comprises of High Street locations within the BRC defined region of North & Yorkshire. National Benchmarks comprise of High Street locations within the entire UK.

BRC Calendar: The BRC calendar ensures that each month consists of full weeks, to enable data comparison

Gross Sales: We collect Gross Sales for the tracker (these include VAT)

Weekly Sales / Footfall: -

% change YTD – the % change in footfall / sales for the year so far, compared to the same period last year

Annual % change – The % change in footfall / sales from the same week the previous year

Weekly % change – The % change in footfall / sales from the previous week