

Commercial Waste Pilot Scheme

B2B Breakfast Briefing

ARUP

WE SHAPE A BETTER WORLD

Manchester Waste Collective

Project Story



Key Aims of the Manchester Waste Collective Scheme

- Reduction in the number of vehicles entering the study area and thereby improved air quality.
- Improvement of the street scene by reducing the times that commercial waste is presented for collection;
- Reduction in the amount of enforcement action against non-compliant businesses; and
- Improvement of the perception and experience of residents, visitors and businesses in the city centre.



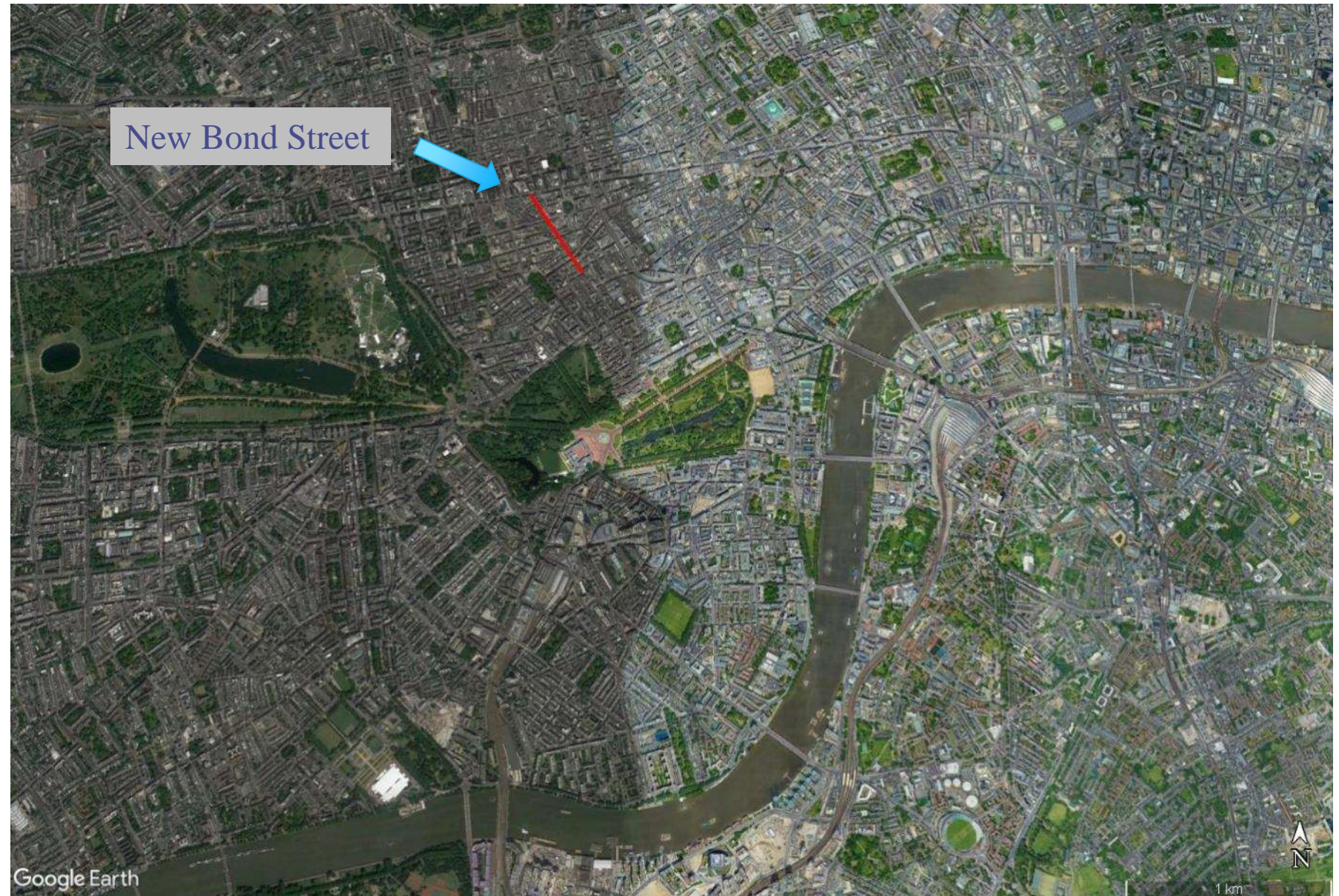
Benefits of Waste Consolidation

- Commercial Benefits
 - Greater vehicle utilisation rates, in addition to route planning and reduced overall mileage
 - Fewer providers moving waste, enabling better planning, increased efficiency and less vehicle movements
 - Reduced rate for waste collection due to greater volume
 - Potential footfall increase due to improved public realm improving commercial attractiveness of the area
- Societal Benefits
 - Improved air quality
 - Greater control / co-ordination of waste activity, reducing impact on residents
 - Safety benefits through reduction of vehicle movements and use of low emission vehicles meeting minimum standards
 - Public realm improvements generated by elimination of on-street waste operators, and better managed collections

New Bond Street, London

For New West End
Company (NWE)

- Prestigious shopping destinations
- High-end fashion, top quality antiques, fine art, watches and jewellery
- Retail Property prices per square foot are some of the highest in the world



BOND STREET LONDON | Est. 1686

COMMERCIAL VEHICLE REDUCTION SCHEME PHASE TWO



"The Commercial Vehicle Reduction Scheme is of paramount importance. Without it, delivering the development plan for Bond Street is impossible. New West End Company's Bond Street Development Group is reliant on retailers' and businesses' support to be able to carry out these essential upgrades and improvements. In order to deliver our vision for Bond Street, we must first reduce the number of commercial vehicles on the street."

Cynthia Grant, MD
New West End Company's Bond Street Development Group

Phase One is now almost complete:



to consolidate waste collection



to reduce loading and unloading times

Two preferred suppliers have been appointed for waste and recycling collections.

Please use the details on the back page to submit your interest in the scheme and we will be in touch to arrange a meeting.

BOND STREET NOW - A SNAPSHOT

Over **25,000** vehicles a day
7,500 commercial vehicles a day
600 deliveries made a day
Peak loading time is between **10am-2pm**

WHAT PHASE TWO WILL ACHIEVE

Phase One will provide a single solution for waste consolidation and ensure loading and unloading times are at a minimum during core trading hours, significantly improving air quality on Bond Street.

CONSOLIDATED WASTE COLLECTION



Waste collection vehicles reduced from 62 to 2 a day



Zero bags on the street during trading hours



No waste to landfill

REDUCED LOADING AND UNLOADING TIMES



Commercial vehicles reduced by 70% during the day



Reduced traffic noise



Reduced traffic pollution

BENEFITS OF THE SCHEME



Better client experience



Increased dwell time



Improved footfall & sales



Improved safety & security



Improved facilities

THE VISION

"To make Bond Street the best place in the world, to enjoy luxury fashion, watches, jewellery and fine art"

THE SCHEME

The Commercial Vehicle Reduction Scheme forms part of New West End Company's Bond Street Development Plan, to improve the streetscape in London's most exclusive shopping destination.

We must first reduce commercial vehicles in order to deliver the rest of the Bond Street Development Plan, which will drastically improve the quality of the street's public realm; increasing pavement width and quality, providing better bicycle facilities and preparing the street for Crossrail.

The scheme is split into two phases, with the ultimate goal of reducing commercial vehicles, consolidating waste and improving facilities for visitors, workers and residents.

HOW TO SUPPORT THE SCHEME:

Simply email the team with your details outlined below

• Contact name • Name of Organisation
• Address • Telephone number

Info@newwestend.com

When we receive your details we will get in contact and help put the right solution in place for you.

BOND STREET
LONDON | Est. 1686



Monkey House, 320 Regent Street, London W1B 3BE
T 020 7462 0680 F 020 7462 0688
E info@newwestend.com
W www.newwestend.com/cvrsphase1

What was the issue?

- Public Realm did not match the street's reputation and needed improvement
- Over time the street had become tired:
 - Patchwork carriageway, cracked paving
 - Waste on pavements during shopping hours
 - Constant presence of trucks and vans blocking store windows
- There were more than 20 different waste contractors operating within the Bond Street area, making in excess of 140 visits to the street each day



The BID's objectives:

- Reducing levels of traffic and contributing to creating a destination for visitors
- To achieve sustainable behaviour change, both individually and collectively by changing procurement practices
- Commence by piloting waste consolidation due to the visual impact that waste bags on the pavement has on visitors and shoppers' perception and experience of the area
- A target of a 50% reduction in kerbside stops by vans and trucks by the end of 2020



The proposition to stakeholders:

- Reduced cost through economies of scale
- A simplified supply chain for stakeholders making it easy to monitor supplier service levels
- Improve placemaking by reducing the number of vans and trucks visiting the area
- Fewer vehicles blocking the pavement and obscuring store fronts
- A safer and quieter environment, improving the visitor experience
- A reduction in CO2 and PM emissions, and improved local air quality
- The opportunity to improve corporate social responsibility (CSR) scores
- The opportunity to collaborate with businesses in the local area for mutual benefit



What was achieved?

- A 17% reduction in kerbside vehicle stops in 2018 compared with 2014
- 70% of businesses on Bond Street have joined the waste and recycling preferred supplier scheme
- Daily waste vehicle movement reduced from an estimated 144 to 9 per day
- 67% reduction in waste bags on footways during shopping hours

Phase 1

Project Inception and
Lessons Learned

Phase 2

Baseline data collection
to inform the contract
specification and
assessment

Phase 3

Analysis of results and
feedback of steering
group

Phase 4

Contract preparation

Phase 5

Procurement

Phase 6

Liaison with appointed
waste supplier

Phase 7

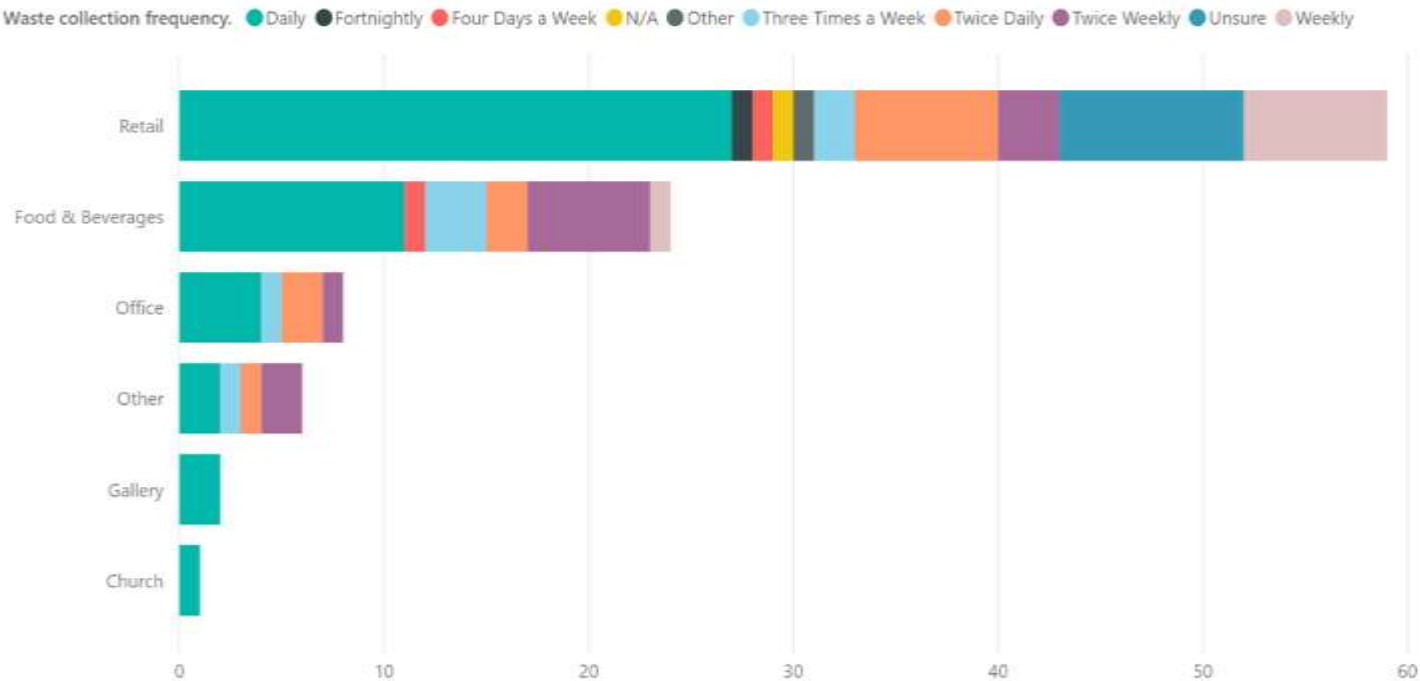
Project reporting

Number of surveyed businesses by building use as a percentage of the total number of businesses in the area

- Retail – 59 (61%)
- Food & Beverage – 24 (53%)
- Office – 8 (11%)
- Gallery – 2 (100%)
- Other – 7 (88%) *inc. betting shops, opticians, church, etc*

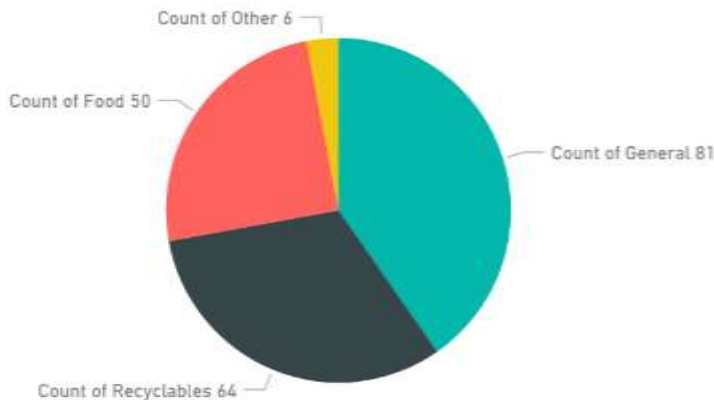


Count of Waste collection frequency, by Building use and Waste collection frequency.

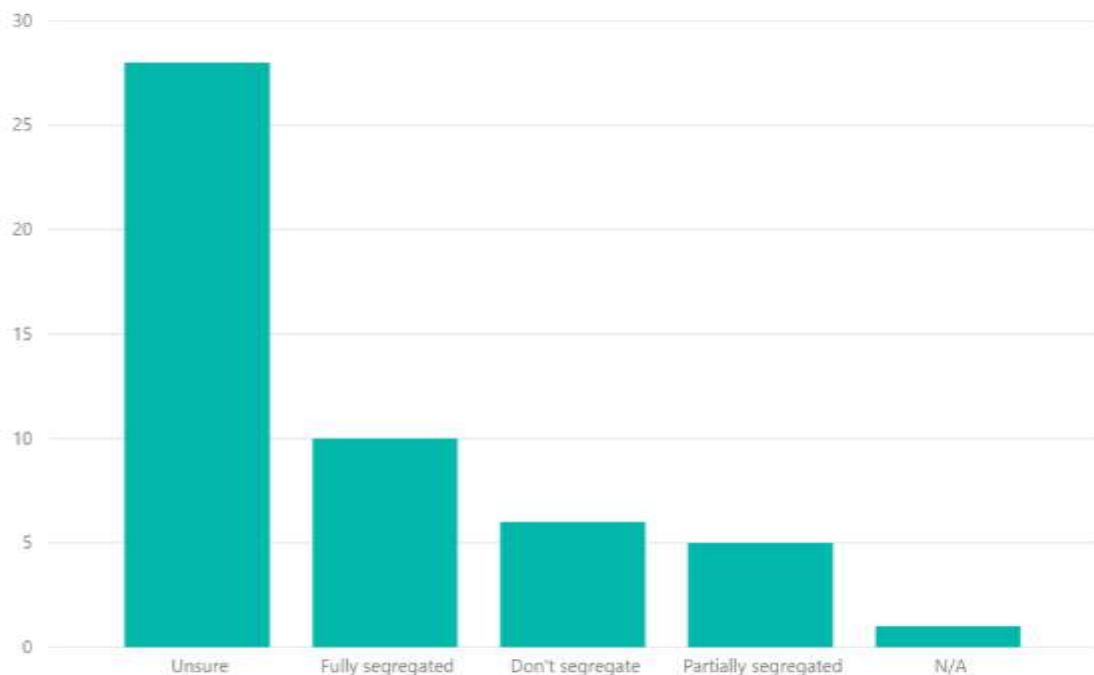


- Around half of retail and F&B businesses have their waste collected daily.
- Out of surveyed businesses:
 - 81 produce general
 - 64 produce recyclables
 - 50 produce food waste
 - 6 produce other waste types

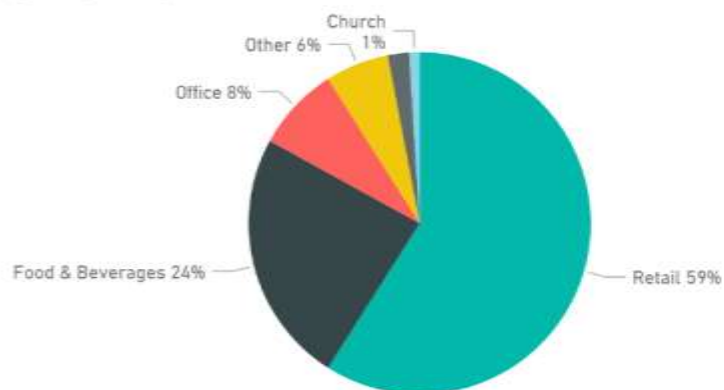
Count of General , Count of Recyclables, Count of Food and Count of Other



Count of Food by How do you segregate waste types?



Count of Building use by Building use



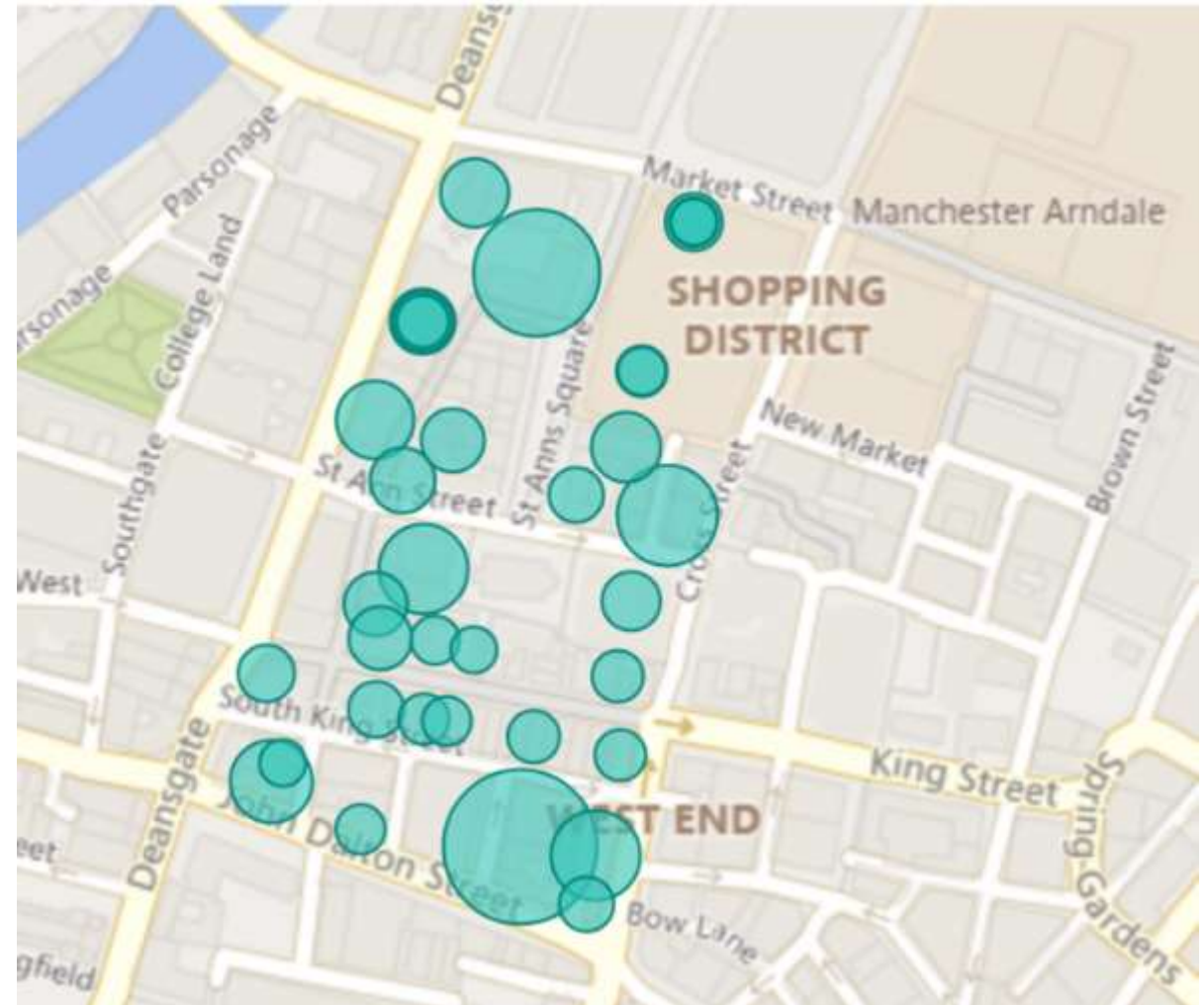
- Of those businesses who produce food waste, many were unsure whether or not it was segregated, 10 said it was fully segregated from other waste, 6 said they don't segregate food and 5 partially segregated food waste.
- Important to remember that those who produce food waste also produce other waste types and so “partially segregate” could refer to the segregation of cardboard or food.
- Out of surveyed businesses:
 - 59% are retail
 - 24% are F&B
 - 8% are offices
 - 6% are other

Total Waste

- Ground level (retail, food & bev, galleries & other): **3827**
- Above ground (offices): **1045**

4872 bags (per week)

(14 bags p/bin, 348 filled 1100l bins, 50 filled bins p/d)



- Price
- Sustainability
- Quality
- Business Development



ARUP

www.bandmwaste.com



CARBON NEUTRAL WASTE
MANAGEMENT THAT DOESN'T
COST THE EARTH

#MANCHESTERWASTECOLLECTIVE






WHY US?

SUSTAINABLE WASTE MANAGEMENT THROUGH OUR CARBON NEUTRAL SERVICE

- Established in 1999,
- Based on Trafford Park
- Waste minimisation, reuse and recycling solutions

Partner with us and achieve your business sustainability goals, by delivering what we promise, within budget and with a view to minimise your environmental impact.



MANAGEMENT INFORMATION

WE MAKE REPORTING EASY

Environmental Report

Customer Group: GROUP ABC

Date: 01/03/2019 to 31/03/2019

TOTAL DIVERSION FROM LANDFILL : 100 %

What happened to your waste?



Of your recycled waste, below shows the materials



Welcome to your environmental report which shows you the breakdown of your waste by type, and what has happened to it once it has been collected. You'll notice the amount of waste which has been diverted from landfill. You'll see the proportion of waste which has been recycled, as well as waste sent for energy recovery at either an Anaerobic Digestion facility (AD, for food waste) or a waste-to-energy facility (Refuse Derived Fuel or RDF from non-recyclable general waste). We'll also show you the breakdown of recycled materials by the type of material. And you'll see how the equivalent energy generated through AD and RDF could be used. You'll see your data across the last 12 months on page 2 and following this, a breakdown of your waste by each individual site.



Total Collected Waste (KG)

Material	Weight	Recycled	RDF	AD	Landfill
Cardboard	1,950.00	1,950.00	0.00		0.00
Mixed Glass	26,893.08	26,893.08	0.00		0.00
Mixed Municipal Waste	10,708.50	3,212.55	7,495.95		0.00
Organic Food Waste	3,690.00		0.00	3,690.00	0.00
Paper & Cardboard	605.00	605.00	0.00		0.00
Total	43,846.58	32,660.63	7,495.95	3,690.00	0.00
		74.49%	17.10%	8.42%	0.00%

How your RDF and AD equates to energy

How your RDF and AD equates to energy					Energy Equivalent				
RDF kWh/Tonne - each tonne of RDF produces the below kWh (1)	RDF Weight (KG)	AD kWh/Tonne - each tonne of AD produces the below kWh (2)	AD Weight (KG)	Total kWh Produced	No of TVs powered for a year (3)	Washing Machine Cycles Complete (4)	No of Fridge Freezers powered for a year (5)	No of Office Printers powered for 1 week typical printing cycle (6)	Miles driven in a family electric car (7)
575	7,496	300	3,690	5,417	85	4,925	30	1,129	22,752



PAS
402:2013
Assessed



OUR COLLECTION VEHICLES HAVE THE HIGHEST SAFETY SPEC
AND EURO 6 ENGINES TO MINIMISE ENVIRONMENTAL IMPACT



THE STATS



ONE HGV TRUCK = 29.77 KG CARBON PRODUCED
(AVERAGE 15 MILE ROUND TRIP)

10 TONNES CARBON PER VEHICLE P.A.

X 5 WASTE COMPANIES = 50 TONNES P.A.

SWITCH TO B&M = 80% REDUCTION IN CARBON



20 ACRES OF WOODLAND PLANTED EQUIVALENT BY SWITCHING TO B&M WASTE



**Reducing CO2 in the City through
waste movement control**



#MANCHESTERWASTECOLLECTIVE

Waste less for a greener Manchester



SO WHAT?

- **Preferential rates**, saving you money on waste collection costs
- One provider, better air quality – one fuel efficient truck = **less air pollution**
- Divert **100%** of waste from landfill
- Work with a **Carbon Neutral** service provider
- Reliable, award winning, **local service**
- Benefit instantly from **environmental reports** showing what's happened to your waste
- Collaborate with us to develop **greener waste solutions** for Manchester City Centre, starting with St Anne's Square
- **And...**



BINS OFFER

cityco



A waste service you can rely on.

- Cost-effective.
- Carbon-Neutral.
- Recycling-led.
- Award-winning.
- Highly-accredited.
- Family-owned.
- Innovation-driven.

An exclusive early bird offer for CityCo member businesses from B&M Waste Services...

**FOUR
WEEKS
FREE.**

Call B&M Waste Services now:

0330 1234 100

Or visit:

www.bandmwaste.com





WASTE SACKS OFFER

cityco



A waste service you can rely on.

- Cost-effective.
- Carbon-Neutral.
- Recycling-led.
- Award-winning.
- Highly-accredited.
- Family-owned.
- Innovation-driven.

An exclusive early bird offer for CityCo member businesses from B&M Waste Services...

**BUY 50
SACKS,
GET 10
FREE!**

Call B&M Waste Services now:

0330 1234 100

Or visit:

www.bandmwaste.com



ENTER THE DRAW





#MANCHESTERWASTECOLLECTIVE



- Cost-effective.
- Carbon-Neutral.
- Recycling-led.
- Award-winning.
- Highly-accredited.
- Family-owned.
- Innovation-driven.



**A waste
service
you can
rely on.**





THANK YOU...



cityco



#MANCHESTERWASTECOLLECTIVE

PICCADILLY BASIN

B A N D M W A S T E . C O M
0 3 3 0 1 2 3 4 1 0 0

DALE
STREET



Head Office Liverpool
City Region

Greater Manchester

West Yorkshire

West Midlands

Lancashire

South Yorkshire

Any Questions?